





Leading Sites of New Cancer Cases and Deaths – 2021 Estimates

Estimated New Cases	Male					Female		
Prostate	248,530	26%		Breast	281,550	30%		
Lung & bronchus	119,100	12%		Lung & bronchus	116,660	13%		
Colon & rectum	79,520	8%		Colon & rectum	69,980	8%		
Urinary bladder	64,280	7%		Uterine corpus	66,570	7%		
Melanoma of the skin	62,260	6%		Melanoma of the skin	43,850	5%		
Kidney & renal pelvis	48,780	5%		Non-Hodgkin lymphoma	35,930	4%		
Non-Hodgkin lymphoma	45,630	5%		Thyroid	32,130	3%		
Oral cavity & pharynx	38,800	4%		Pancreas	28,480	3%		
Leukemia	35,530	4%		Kidney & renal pelvis	27,300	3%		
Pancreas	31,950	3%		Leukemia	25,560	3%		
All sites	970,250			All sites	927,910			

Estimated Deaths	Male					Female		
Lung & bronchus	69,410	22%		Lung & bronchus	62,470	22%		
Prostate	34,130	11%		Breast	43,600	15%		
Colon & rectum	28,520	9%		Colon & rectum	24,460	8%		
Pancreas	25,270	8%		Pancreas	22,950	8%		
Liver & intrahepatic bile duct	20,300	6%		Ovary	13,770	5%		
Leukemia	13,900	4%		Uterine corpus	12,940	4%		
Esophagus	12,410	4%		Liver & intrahepatic bile duct	9,930	3%		
Urinary bladder	12,260	4%		Leukemia	9,760	3%		
Non-Hodgkin lymphoma	12,170	4%		Non-Hodgkin lymphoma	8,550	3%		
Brain & other nervous system	10,500	3%		Brain & other nervous system	8,100	3%		
All sites	319,420			All sites	289,150			

Estimates are rounded to the nearest 10, and cases exclude basal cell and squamous cell skin cancers and in situ carcinoma except urinary bladder. Estimates do not include Puerto Rico or other US territories. Ranking is based on modeled projections and may differ from the most recent observed data.